



# Secretariat Presentation

11<sup>th</sup> international symposium

Management Committee

University of Christchurch

February 2014

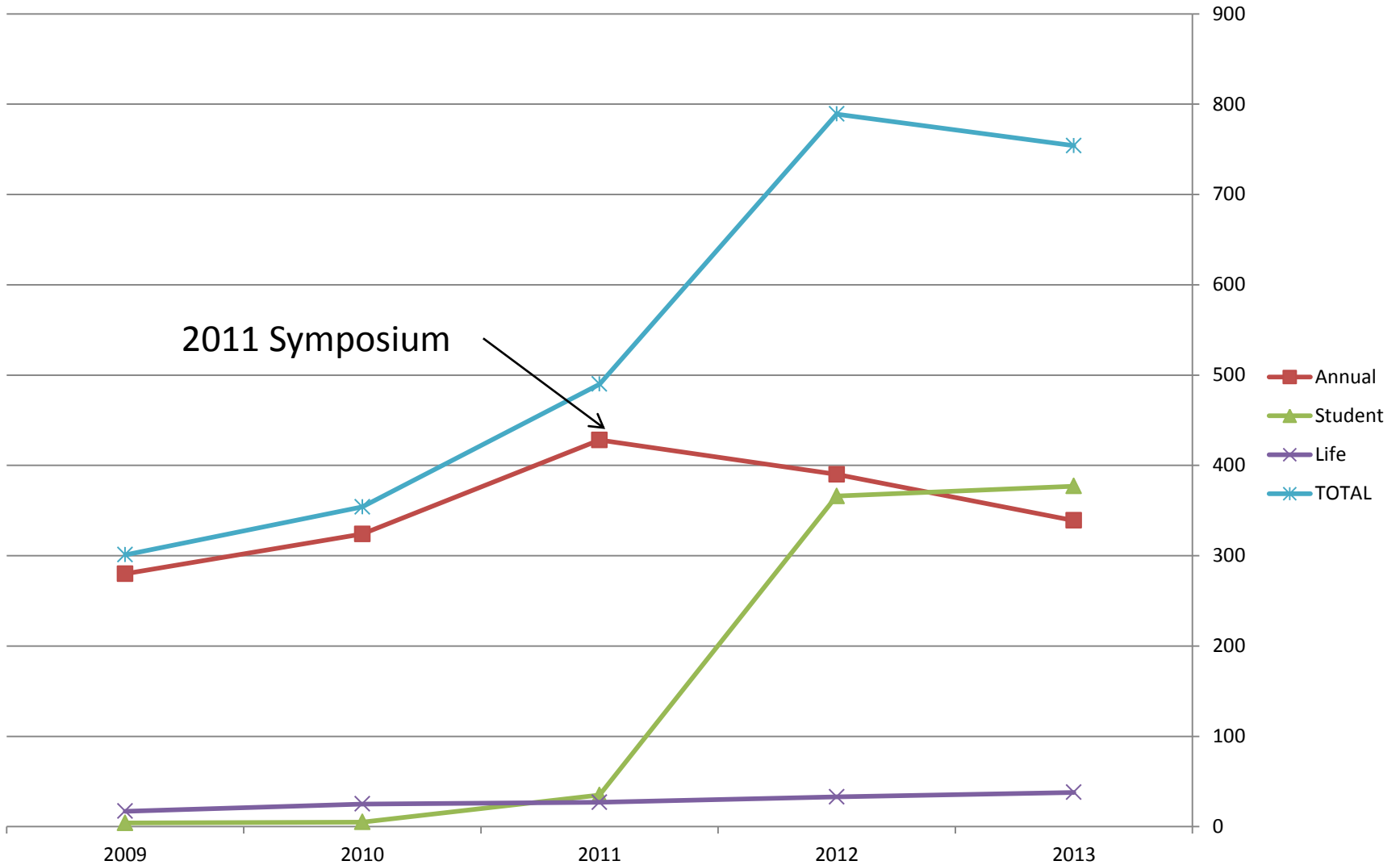
- Membership

- Book Sales

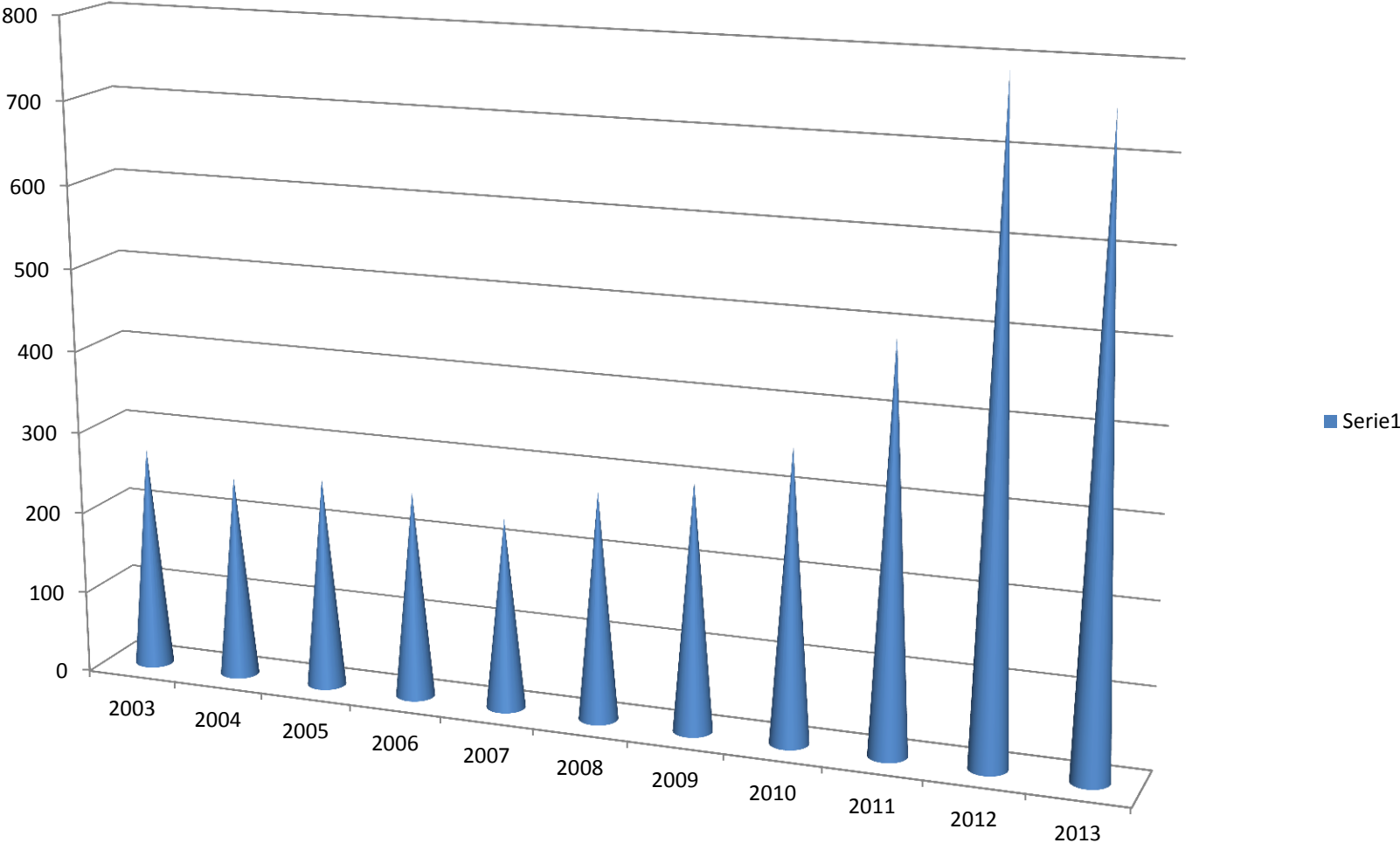
# Membership Type 2009-2013

| Year                 | Annual | Student | Life | TOTAL |
|----------------------|--------|---------|------|-------|
| 2014<br>(to 31/1/14) | 357    | 301     | 38   | 696   |
| 2013                 | 339    | 377     | 38   | 754   |
| 2012                 | 390    | 366     | 33   | 789   |
| 2011                 | 428    | 35      | 27   | 490   |
| 2010                 | 324    | 5       | 25   | 354   |
| 2009                 | 280    | 4       | 17   | 301   |

# Membership Type 2009-2013



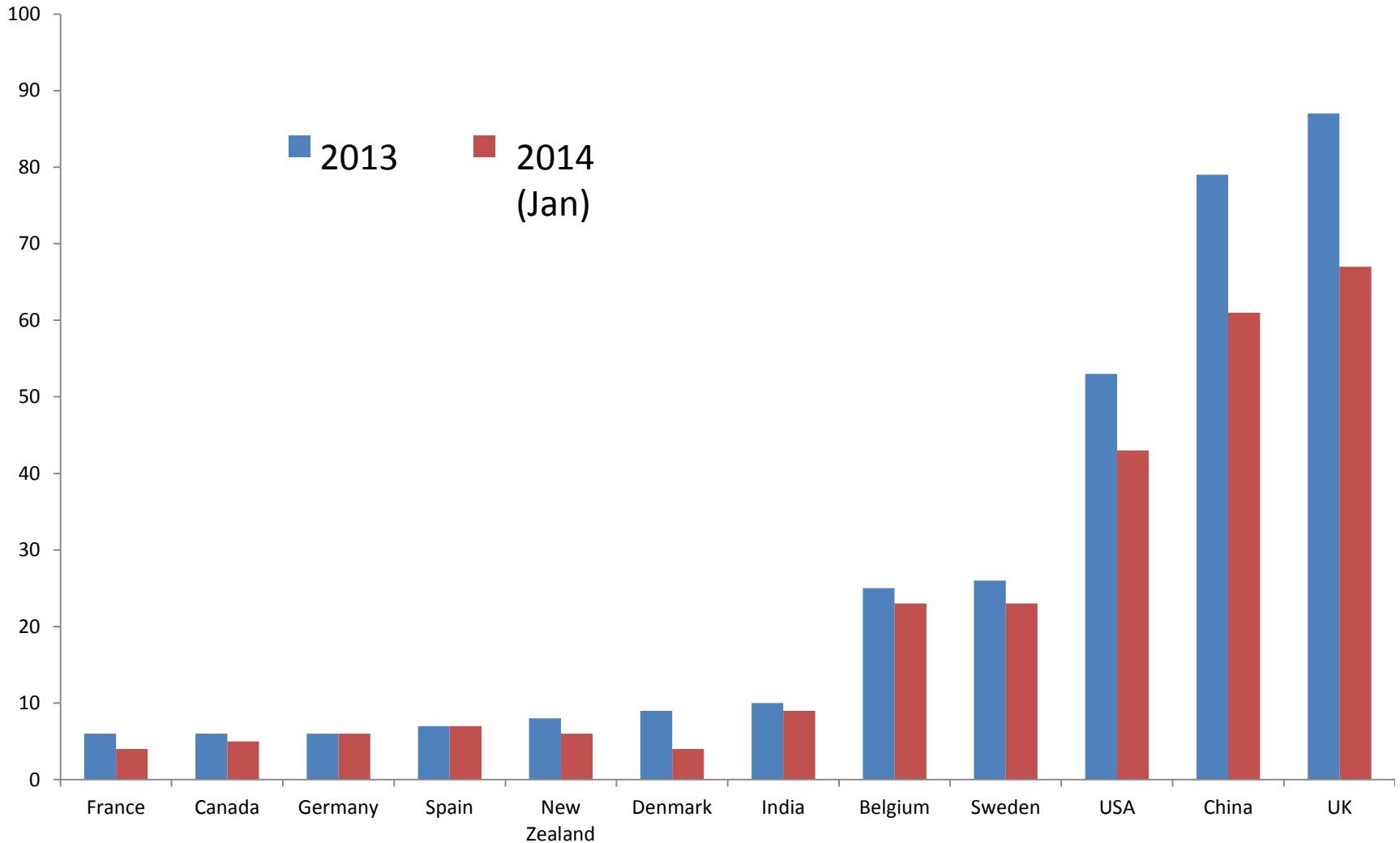
# Membership Trends 2003-2013 Year



# Top Ten Countries 2009-2013

| No | 2013        | Total | 2012        | Total | 2011        | Total 490 | 2010        | Total 354 | 2009        | Total 301 |
|----|-------------|-------|-------------|-------|-------------|-----------|-------------|-----------|-------------|-----------|
| 1  | USA         | 155   | USA         | 156   | USA         | 126       | USA         | 94        | USA         | 80        |
| 2  | UK          | 132   | UK          | 135   | UK          | 89        | UK          | 59        | UK          | 60        |
| 3  | China       | 79    | China       | 96    | Japan       | 38        | Australia   | 26        | Australia   | 22        |
| 4  | Sweden      | 51    | Sweden      | 52    | Sweden      | 29        | Japan       | 19        | Japan       | 18        |
| 5  | Belgium     | 37    | Japan       | 36    | Australia   | 25        | Sweden      | 18        | Sweden      | 15        |
| 6  | Australia   | 25    | Belgium     | 31    | France      | 22        | New Zealand | 14        | France      | 11        |
| 7  | France      | 23    | New Zealand | 25    | Belgium     | 21        | China       | 13        | New Zealand | 11        |
| 8  | Japan       | 23    | France      | 24    | China       | 19        | Belgium     | 12        | Canada      | 10        |
| 9  | New Zealand | 21    | Canada      | 17    | New Zealand | 16        | Canada      | 12        | Finland     | 9         |
| 10 | Finland     | 15    | Germany     | 16    | Canada      | 13        | France      | 10        | Belgium     | 8         |
|    |             |       | Spain       | 16    |             |           | Italy       | 10        | China       | 8         |
|    |             |       |             |       |             |           | Norway      | 10        |             |           |

# Top 12 Student Countries 2013 & 2014



# Membership by Country 2010-13

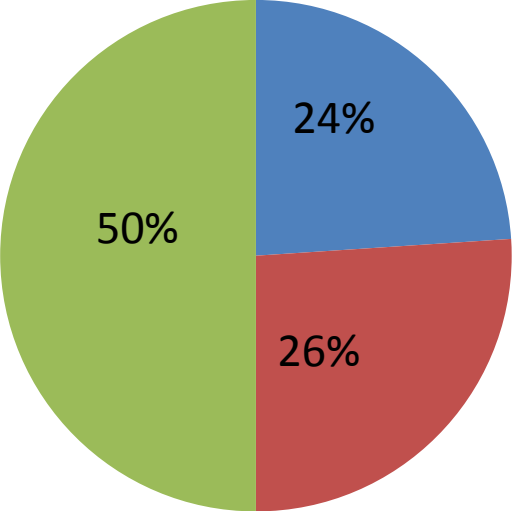
|              | 2010 | 2011 | 2012 | 2013 |                        | 2010 | 2011 | 2012 | 2013 |
|--------------|------|------|------|------|------------------------|------|------|------|------|
| Austria      | 0    | 1    | 4    | 1    | Qatar/Brunei           | 2    | 2    | 1    | 0    |
| Chile        | 0    | 1    | 0    | 1    | Russia                 | 2    | 2    | 4    | 2    |
| Greece       | 1    | 0    | 2    | 2    | Singapore              | 2    | 1    | 2    | 3    |
| Hong Kong    | 1    | 1    | 10   | 5    | Slovenia/Czech/Croatia | 3    | 3    | 2    | 1    |
| Iceland      | 1    | 2    | 2    | 2    | Spain                  | 3    | 7    | 16   | 13   |
| India        | 0    | 0    | 12   | 8    | Poland                 | 4    | 2    | 4    | 4    |
| Iran         | 1    | 1    | 1    | 1    | Switzerland            | 5    | 4    | 8    | 8    |
| Ireland      | 0    | 1    | 3    | 7    | Finland                | 7    | 11   | 13   | 15   |
| Israel       | 1    | 1    | 0    | 0    | Germany                | 7    | 10   | 16   | 12   |
| Malaysia     | 1    | 1    | 4    | 6    | France                 | 10   | 22   | 24   | 23   |
| Malta        | 0    | 1    | 0    | 0    | Italy                  | 10   | 8    | 13   | 8    |
| Portugal     | 0    | 1    | 5    | 2    | Norway                 | 10   | 12   | 14   | 10   |
| Saudi Arabia | 1    | 0    | 0    | 0    | Belgium                | 12   | 21   | 31   | 37   |
| South Korea  | 2    | 6    | 2    | 14   | Canada                 | 12   | 13   | 17   | 11   |
| Taiwan       | 1    | 5    | 8    | 5    | China                  | 13   | 19   | 96   | 79   |
| Venezuela    | 1    | 1    | 1    | 1    | New Zealand            | 14   | 16   | 25   | 21   |
| Brazil       | 2    | 2    | 4    | 5    | Sweden                 | 18   | 29   | 52   | 51   |
| Cyprus       | 2    | 1    | 1    | 1    | Japan                  | 19   | 38   | 36   | 23   |
| Denmark      | 2    | 3    | 6    | 13   | Australia              | 26   | 25   | 31   | 25   |
| Indonesia    | 2    | 1    | 1    | 2    | UK                     | 59   | 89   | 132  | 135  |
| Netherlands  | 2    | 2    | 3    | 4    | United States          | 94   | 126  | 156  | 155  |



# Regions by Percentage of Membership

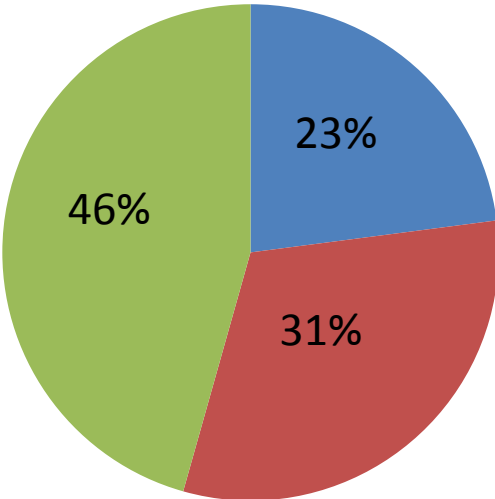
**2013**

- Americas
- Asia/Pacific
- Europe



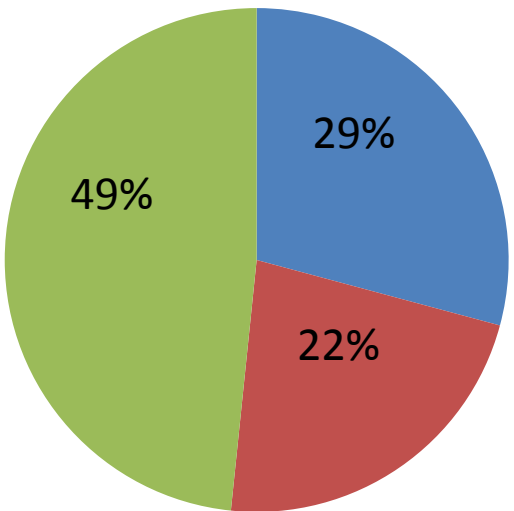
**2012**

- Americas
- Asia/Pacific
- Europe



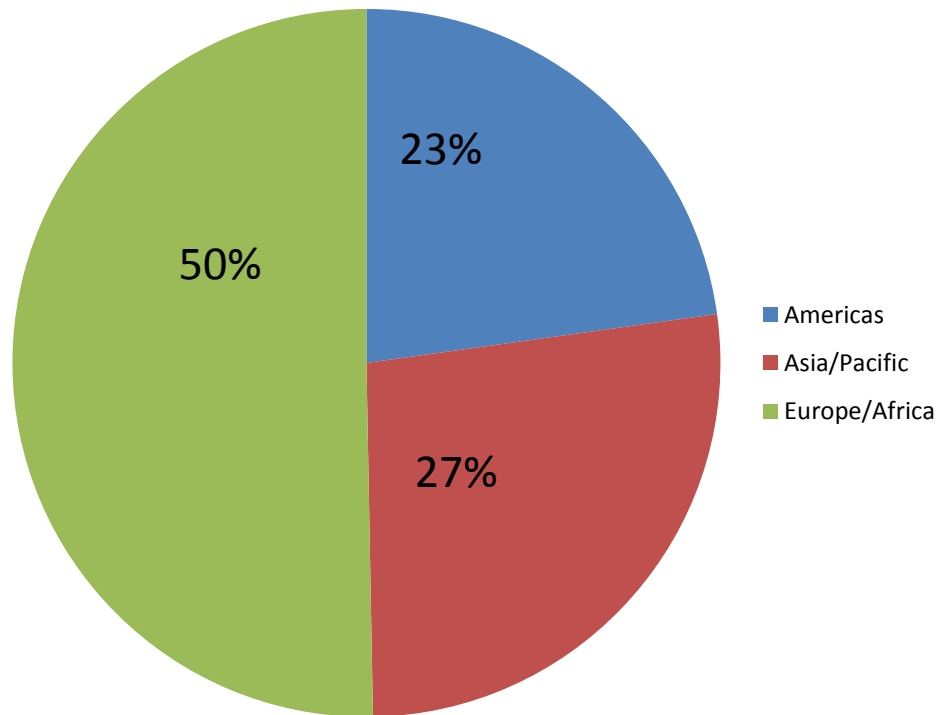
**2011**

- Americas
- Asia/Pacific
- Europe



# Regions by Percentage of Membership 2014

( 696 provisional numbers as of 31<sup>st</sup> January )



# Book Sales by Year 2009-13

|   | 2013     | 2012      | 2011      | 2010      | 2009      |
|---|----------|-----------|-----------|-----------|-----------|
| Fire Safety Science 1st <b>SOLD OUT</b>             | 0        | 0         | 2         | 1         | 2         |
| Fire Safety Science 2nd <b>SOLD OUT</b>             | 0        | 1         | 1         | 1         | 0         |
| Fire Safety Science 3rd                             | 0        | 0         | 1         | 1         | 1         |
| Fire Safety Science 4 <sup>th</sup> <b>SOLD OUT</b> | 0        | 1         | 1         | 1         | 1         |
| Fire Safety Science 5th                             | 0        | 0         | 1         | 1         | 1         |
| Fire Safety Science 6th                             | 0        | 0         | 1         | 3         | 2         |
| Fire Safety Science 7th <b>SOLD OUT</b>             | 0        | 3         | 0         | 3         | 3         |
| Fire Safety Science 8th                             | 1        | 0         | 2         | 3         | 2         |
| Fire Safety Science 9th                             | 1        | 0         | 3         | 7         | 14        |
| Fire Safety Science 10th                            | 3        | 6         | 1         | 0         | 0         |
| <b>TOTAL</b>  | <b>5</b> | <b>11</b> | <b>13</b> | <b>21</b> | <b>26</b> |